




YARROWEYAH PERSON CHARACTERISTICS (Place of usual residence)

PERSON CHARACTERISTICS 	Selected Region	% of total persons in Region	Australia 	% of total persons in Australia
Total persons (excluding overseas visitors)	1,140	-	19,855,288	-
Males	603	52.9%	9,799,252	49.4%
Females	537	47.1%	10,056,036	50.6%
Indigenous persons (comprises Aboriginal and Torres Strait Islander)	7	0.6%	455,031	2.3%

In the 2006 Census (held on 8th August 2006), there were 1,140 persons usually resident in Yarroweyah (Suburb): 52.9% were males and 47.1% were females. Of the total population in Yarroweyah (Suburb) 0.6% were Indigenous persons, compared with 2.3% Indigenous persons in Australia.

[Back to top](#)

AGE 	Selected Region	% of total persons in Region	Australia	% of total persons in Australia
Age groups:				
0-4 years	65	5.7%	1,260,405	6.3%
5-14 years	165	14.5%	2,676,807	13.5%
15-24 years	129	11.3%	2,704,276	13.6%
25-54 years	465	40.8%	8,376,751	42.2%
55-64 years	178	15.6%	2,192,675	11.0%
65 years and over	137	12.0%	2,644,374	13.3%
Median age of persons	41	-	37	-

In the 2006 Census 20.2% of the population usually resident in Yarroweyah (Suburb) were children aged between 0-14 years, and 27.6% were persons aged 55 years and over. The median age of persons in Yarroweyah (Suburb) was 41 years, compared with 37 years for persons in Australia.

[Back to top](#)

SELECTED CHARACTERISTICS	Selected Region	% of total persons in Region	Australia	% of total persons in Australia
Australian citizenship	983	86.2%	17,095,569	86.1%
Persons born overseas	114	10.0%	4,416,037	22.2%
Overseas visitors (excluded from all other classifications)	3	0.3%	206,358	1.0%

In the 2006 Census, 86.2% of persons usually resident in Yarroweyah (Suburb) were Australian citizens, 10.0% were born overseas and 0.3% were overseas visitors.

[Back to top](#)

COUNTRY OF BIRTH 
**MAIN RESPONSES IN
 SELECTED REGION**

	Selected Region	% of total persons in Region	Australia	% of total persons in Australia
Australia	933	81.8%	14,072,944	70.9%
New Zealand	33	2.9%	389,463	2.0%
Italy	27	2.4%	199,121	1.0%
England	21	1.8%	856,939	4.3%
Scotland	8	0.7%	130,204	0.7%
Netherlands	6	0.5%	78,928	0.4%

In the 2006 Census, 81.8% of persons usually resident in Yarroweyah (Suburb) stated they were born in Australia. Other common responses within Yarroweyah (Suburb) were: New Zealand 2.9%, Italy 2.4%, England 1.8%, Scotland 0.7% and Netherlands 0.5%.

[Back to top](#)

**LANGUAGE SPOKEN AT
 HOME** 
**MAIN RESPONSES IN
 SELECTED REGION**

	Selected Region	% of total persons in Region	Australia	% of total persons in Australia
English only spoken at home	995	87.3%	15,581,333	78.5%
Italian	58	5.1%	316,890	1.6%
Filipino	4	0.4%	39,044	0.2%

In the 2006 Census, English was stated as the only language spoken at home by 87.3% of persons usually resident in Yarroweyah (Suburb). Italian and Filipino were the only two languages other than English spoken at home.


[Back to top](#)

**RELIGIOUS
 AFFILIATION** 
**MAIN RESPONSES IN
 SELECTED REGION**

	Selected Region	% of total persons in Region	Australia	% of total persons in Australia
Catholic	380	33.3%	5,126,882	25.8%
No Religion	206	18.1%	3,706,557	18.7%
Anglican	187	16.4%	3,718,248	18.7%
Uniting Church	124	10.9%	1,135,422	5.7%
Presbyterian and Reformed	51	4.5%	596,668	3.0%


In the 2006 Census, the most common responses for religious affiliation for persons usually resident in Yarroweyah (Suburb) were Catholic 33.3%, No Religion 18.1%, Anglican 16.4%, Uniting Church 10.9% and Presbyterian and Reformed 4.5%.

[Back to top](#)

MARITAL STATUS (Population aged 15 years and over) 	Selected Region	% of persons aged 15 years and over in Region	Australia	% of persons aged 15 years and over in Australia
Married	582	64.0%	7,900,684	49.6%
Never married	211	23.2%	5,278,600	33.2%
Separated or divorced	90	9.9%	1,801,979	11.3%
Widowed	30	3.3%	936,813	5.9%


In the 2006 Census, 64.0% of persons aged 15 years and over usually resident in Yarroweyah (Suburb) were married, 23.2% never married, 9.9% separated or divorced and 3.3% widowed.

[Back to top](#)

LABOUR FORCE (Population aged 15 years and over) 	Selected Region	% of persons in the labour force in Region	Australia	% of persons in the labour force in Australia
Total labour force (includes employed and unemployed persons)	610	-	9,607,987	-
Employed full-time	370	60.7%	5,827,432	60.7%
Employed part-time	167	27.4%	2,685,193	27.9%
Employed away from work	31	5.1%	337,991	3.5%
Employed hours not stated	18	3.0%	253,567	2.6%
Unemployed	24	3.9%	503,804	5.2%
Not in the labour force	225	-	5,271,116	-

During the week prior to the 2006 Census, 610 people aged 15 years and over who were usually resident in Yarroweyah (Suburb) were in the labour force. Of these, 60.7% were employed full-time, 27.4% were employed part-time, 5.1% were employed but away from work, 3.0% were employed but did not state their hours worked and 3.9% were unemployed. There were 225 usual residents aged 15 years and over not in the labour force.

[Back to top](#)

OCCUPATION (Employed persons aged 15 years and over) 	Selected Region	% of employed persons aged 15 years and over in Region	Australia	% of employed persons aged 15 years and over in Australia
Managers	206	35.2%	1,202,267	13.2%
Labourers	110	18.8%	952,520	10.5%

Technicians and Trades Workers	77	13.1%	1,309,258	14.4%
Sales Workers	53	9.0%	896,208	9.8%
Professionals	43	7.3%	1,806,010	19.8%
Machinery Operators And Drivers	32	5.5%	604,616	6.6%
Clerical and Administrative Workers	30	5.1%	1,365,805	15.0%
Community and Personal Service Workers	27	4.6%	801,906	8.8%

In the 2006 Census, the most common responses for occupation for employed persons usually resident in Yarroweyah (Suburb) were Managers 35.2%, Labourers 18.8%, Technicians and Trades Workers 13.1%, Sales Workers 9.0% and Professionals 7.3%.

[Back to top](#)

INDUSTRY OF EMPLOYMENT (Employed persons aged 15 years and over) 

MAIN RESPONSES IN SELECTED REGION

	Selected Region	% of employed persons aged 15 years and over in Region	Australia	% of employed persons aged 15 years and over in Australia
Dairy Cattle Farming	112	19.1%	21,997	0.2%
Dairy Product Manufacturing	54	9.2%	15,788	0.2%
Fruit and Tree Nut Growing	49	8.4%	30,390	0.3%
Hospitals	24	4.1%	303,923	3.3%
Sheep, Beef Cattle and Grain Farming	21	3.6%	133,275	1.5%

In the 2006 Census, the most common industries of employment for persons aged 15 years and over usually resident in Yarroweyah (Suburb) were Dairy Cattle Farming 19.1%, Dairy Product Manufacturing 9.2%, Fruit and Tree Nut Growing 8.4%, Hospitals 4.1% and Sheep, Beef Cattle and Grain Farming 3.6%.

[Back to top](#)


INCOME (Population aged 15 years and over) 

	Selected Region		Australia	
Median individual income (\$/weekly)	436	-	466	-
Median household income (\$/weekly)	959	-	1,027	-
Median family income (\$/weekly)	1,072	-	1,171	-

In Yarroweyah (Suburb), the median weekly individual income for persons aged 15 years and over who were usual residents was \$436, compared with \$466 in Australia. The median weekly household income was \$959, compared with \$1,027 in Australia. The median weekly family income was \$1,072, compared with \$1,171 in Australia.

[Back to top](#)


FAMILY CHARACTERISTICS

FAMILY CHARACTERISTICS 	Selected Region	% of total families in Region	Australia	% of total families in Australia
Total families	331	-	5,219,165	-
Couple families with children	140	42.3%	2,362,582	45.3%
Couple families without children	159	48.0%	1,943,643	37.2%
One parent families	32	9.7%	823,254	15.8%
Other families	0	0.0%	89,686	1.7%

In the 2006 Census, there were 331 families in Yarroweyah (Suburb): 42.3% were couple families with children, 48.0% were couple families without children, 9.7% were one parent families and 0.0% were other families.

[Back to top](#)

DWELLING CHARACTERISTICS

DWELLING CHARACTERISTICS - PRIVATE DWELLINGS (Includes Visitor only and other not classifiable households) 	Selected Region	% of total occupied private dwellings in Region	Australia	% of total occupied private dwellings in Australia
Total private dwellings (includes unoccupied private dwellings)	465	-	8,426,559	-
Occupied private dwellings:	427	-	7,596,183	-
Separate house	401	93.9%	5,685,387	74.8%
Semi-detached, row or terrace house, townhouse etc	0	0.0%	702,550	9.2%
Flat, unit or apartment	0	0.0%	1,076,315	14.2%
Other dwellings	26	6.1%	127,337	1.7%
Not stated	0	0.0%	4,594	0.1%

In the 2006 Census there were 427 occupied private dwellings counted in Yarroweyah (Suburb): 93.9% were separate houses, 0.0% were semi-detached, row

or terrace houses, townhouses etc, 0.0% were flats, units or apartments and 6.1% were other dwellings.

[Back to top](#)

DWELLING CHARACTERISTICS - OCCUPIED PRIVATE DWELLINGS	Selected Region		Australia	
Median rent (\$/weekly)	120	-	190	-
Median housing loan repayment (\$/monthly)	1,148	-	1,300	-
Average household size	2.7	-	2.6	-
Average number of persons per bedroom	1.1	-	1.1	-

In Yarroweyah (Suburb), the median weekly rent was \$120, compared to \$190 in Australia. The median monthly housing loan repayment was \$1,148, compared to \$1,300 in Australia. The average household size was 2.7 and the average number of persons per bedroom was 1.1.

[Back to top](#)

TENURE TYPE - OCCUPIED PRIVATE DWELLINGS	Selected Region	% of total occupied private dwellings in Region	Australia	% of total occupied private dwellings in Australia
Fully owned	178	41.7%	2,478,264	32.6%
Being purchased (includes being purchased under rent/buy scheme)	148	34.7%	2,448,205	32.2%
Rented (includes rent-free)	64	15.0%	2,063,947	27.2%
Other tenure type	5	1.2%	65,715	0.9%
Not stated	34	8.0%	540,050	7.1%

In Yarroweyah (Suburb), 41.7% of occupied private dwellings were fully owned, 34.7% were being purchased and 15.0% were rented.


[Back to top](#)

HOUSEHOLD COMPOSITION - OCCUPIED PRIVATE DWELLINGS	Selected Region	% of total occupied private dwellings in Region	Australia	% of total occupied private dwellings in Australia
Family household	328	76.8%	5,122,760	67.4%
Lone person household	61	14.3%	1,740,481	22.9%
Group household	8	1.9%	280,856	3.7%

In the 2006 Census in Yarroweyah (Suburb), 76.8% of occupied private dwellings

were family households, 14.3% were lone person households and 1.9% were group households.

[Back to top](#)

LANDLORD TYPE - OCCUPIED PRIVATE DWELLINGS BEING RENTED (including rent free accommodation) 	Selected Region	% of total rented dwellings in Region	Australia	% of total rented dwellings in Australia
Real estate agent	20	31.3%	1,043,198	50.5%
State or Territory housing authority	0	0.0%	306,697	14.9%
Other landlord type	39	60.9%	652,012	31.6%
Landlord type not stated	5	7.8%	62,037	3.0%

In Yarroweyah (Suburb), of the occupied private dwellings being rented, 31.3% were rented from a real estate agent, 0.0% were rented from a State or Territory housing authority and 60.9% were rented from other landlord type. In comparison, in Australia 50.5% were rented from a real estate agent and 14.9% from a state or territory housing authority.