




WUNGHNU PERSON CHARACTERISTICS (Place of usual residence)

PERSON CHARACTERISTICS 	Selected Region	% of total persons in Region	Australia 	% of total persons in Australia
Total persons (excluding overseas visitors)	269	-	19,855,288	-
Males	146	54.3%	9,799,252	49.4%
Females	123	45.7%	10,056,036	50.6%
Indigenous persons (comprises Aboriginal and Torres Strait Islander)	4	1.5%	455,031	2.3%

In the 2006 Census (held on 8th August 2006), there were 269 persons usually resident in Wunghnu (Suburb): 54.3% were males and 45.7% were females. Of the total population in Wunghnu (Suburb) 1.5% were Indigenous persons, compared with 2.3% Indigenous persons in Australia.

[Back to top](#)

AGE 	Selected Region	% of total persons in Region	Australia	% of total persons in Australia
Age groups:				
0-4 years	17	6.3%	1,260,405	6.3%
5-14 years	54	20.1%	2,676,807	13.5%
15-24 years	42	15.6%	2,704,276	13.6%
25-54 years	108	40.1%	8,376,751	42.2%
55-64 years	22	8.2%	2,192,675	11.0%
65 years and over	28	10.4%	2,644,374	13.3%
Median age of persons	33	-	37	-

In the 2006 Census 26.4% of the population usually resident in Wunghnu (Suburb) were children aged between 0-14 years, and 18.6% were persons aged 55 years and over. The median age of persons in Wunghnu (Suburb) was 33 years, compared with 37 years for persons in Australia.

[Back to top](#)

SELECTED CHARACTERISTICS	Selected Region	% of total persons in Region	Australia	% of total persons in Australia
Australian citizenship	244	90.7%	17,095,569	86.1%
Persons born overseas	14	5.2%	4,416,037	22.2%
Overseas visitors (excluded from all other classifications)	0	0.0%	206,358	1.0%

In the 2006 Census, 90.7% of persons usually resident in Wunghnu (Suburb) were Australian citizens, 5.2% were born overseas and 0.0% were overseas visitors.

[Back to top](#)

COUNTRY OF BIRTH 
**MAIN RESPONSES IN
 SELECTED REGION**

	Selected Region	% of total persons in Region	Australia	% of total persons in Australia
Australia	235	87.4%	14,072,944	70.9%
Thailand	6	2.2%	30,551	0.2%
England	6	2.2%	856,939	4.3%

In the 2006 Census, 87.4% of persons usually resident in Wunghnu (Suburb) stated they were born in Australia. Other common responses within Wunghnu (Suburb) were: (Thailand) (2.2%) and (England) (2.2%).

[Back to top](#)

**LANGUAGE SPOKEN AT
 HOME** 
**MAIN RESPONSES IN
 SELECTED REGION**

	Selected Region	% of total persons in Region	Australia	% of total persons in Australia
English only spoken at home	244	90.7%	15,581,333	78.5%
Thai	5	1.9%	23,641	0.1%
Swedish	5	1.9%	5,903	0.0%

In the 2006 Census, English was stated as the only language spoken at home by 90.7% of persons usually resident in Wunghnu (Suburb). Thai and Swedish were the only two languages other than English spoken at home.


[Back to top](#)

**RELIGIOUS
 AFFILIATION** 
**MAIN RESPONSES IN
 SELECTED REGION**

	Selected Region	% of total persons in Region	Australia	% of total persons in Australia
Catholic	94	34.9%	5,126,882	25.8%
No Religion	67	24.9%	3,706,557	18.7%
Anglican	42	15.6%	3,718,248	18.7%
Uniting Church	16	5.9%	1,135,422	5.7%
Presbyterian and Reformed	8	3.0%	596,668	3.0%


In the 2006 Census, the most common responses for religious affiliation for persons usually resident in Wunghnu (Suburb) were Catholic 34.9%, No Religion 24.9%, Anglican 15.6%, Uniting Church 5.9% and Presbyterian and Reformed 3.0%.

[Back to top](#)

MARITAL STATUS (Population aged 15 years and over) 	Selected Region	% of persons aged 15 years and over in Region	Australia	% of persons aged 15 years and over in Australia
Married	90	45.0%	7,900,684	49.6%
Never married	66	33.0%	5,278,600	33.2%
Separated or divorced	29	14.5%	1,801,979	11.3%
Widowed	11	5.5%	936,813	5.9%


In the 2006 Census, 45.0% of persons aged 15 years and over usually resident in Wunghnu (Suburb) were married, 33.0% never married, 14.5% separated or divorced and 5.5% widowed.

[Back to top](#)

LABOUR FORCE (Population aged 15 years and over) 	Selected Region	% of persons in the labour force in Region	Australia	% of persons in the labour force in Australia
Total labour force (includes employed and unemployed persons)	122	-	9,607,987	-
Employed full-time	65	53.3%	5,827,432	60.7%
Employed part-time	38	31.1%	2,685,193	27.9%
Employed away from work	4	3.3%	337,991	3.5%
Employed hours not stated	5	4.1%	253,567	2.6%
Unemployed	10	8.2%	503,804	5.2%
Not in the labour force	60	-	5,271,116	-

During the week prior to the 2006 Census, 122 people aged 15 years and over who were usually resident in Wunghnu (Suburb) were in the labour force. Of these, 53.3% were employed full-time, 31.1% were employed part-time, 3.3% were employed but away from work, 4.1% were employed but did not state their hours worked and 8.2% were unemployed. There were 60 usual residents aged 15 years and over not in the labour force.

[Back to top](#)

OCCUPATION (Employed persons aged 15 years and over) 	Selected Region	% of employed persons aged 15 years and over in Region	Australia	% of employed persons aged 15 years and over in Australia
Technicians and Trades Workers	24	21.4%	1,309,258	14.4%
Labourers	21	18.8%	952,520	10.5%
Managers	18	16.1%	1,202,267	13.2%
Sales Workers	13	11.6%	896,208	9.8%
Professionals	12	10.7%	1,806,010	19.8%

Clerical and Administrative Workers	11	9.8%	1,365,805	15.0%
Machinery Operators And Drivers	9	8.0%	604,616	6.6%
Community and Personal Service Workers	9	8.0%	801,906	8.8%

In the 2006 Census, the most common responses for occupation for employed persons usually resident in Wunghnu (Suburb) were Technicians and Trades Workers 21.4%, Labourers 18.8%, Managers 16.1%, Sales Workers 11.6% and Professionals 10.7%.

[Back to top](#)

INDUSTRY OF EMPLOYMENT (Employed persons aged 15 years and over) ⁱ

MAIN RESPONSES IN SELECTED REGION

	Selected Region	% of employed persons aged 15 years and over in Region	Australia	% of employed persons aged 15 years and over in Australia
Cafes, Restaurants and Takeaway Food Services	9	8.0%	328,521	3.6%
Dairy Cattle Farming	7	6.3%	21,997	0.2%
Specialised Food Retailing	7	6.3%	91,670	1.0%
Fruit and Vegetable Processing	6	5.4%	13,047	0.1%
Dairy Product Manufacturing	6	5.4%	15,788	0.2%

In the 2006 Census, the most common industries of employment for persons aged 15 years and over usually resident in Wunghnu (Suburb) were Cafes, Restaurants and Takeaway Food Services 8.0%, Dairy Cattle Farming 6.3%, Specialised Food Retailing 6.3%, Fruit and Vegetable Processing 5.4% and Dairy Product Manufacturing 5.4%.

[Back to top](#)

INCOME (Population aged 15 years and over) ⁱ


	Selected Region		Australia	
Median individual income (\$/weekly)	369	-	466	-
Median household income (\$/weekly)	816	-	1,027	-
Median family income (\$/weekly)	1,007	-	1,171	-

In Wunghnu (Suburb), the median weekly individual income for persons aged 15 years and over who were usual residents was \$369, compared with \$466 in Australia.

The median weekly household income was \$816, compared with \$1,027 in Australia.
The median weekly family income was \$1,007, compared with \$1,171 in Australia.

[Back to top](#)


FAMILY CHARACTERISTICS

FAMILY CHARACTERISTICS 	Selected Region	% of total families in Region	Australia	% of total families in Australia
Total families	71	-	5,219,165	-
Couple families with children	37	52.1%	2,362,582	45.3%
Couple families without children	22	31.0%	1,943,643	37.2%
One parent families	12	16.9%	823,254	15.8%
Other families	0	0.0%	89,686	1.7%

In the 2006 Census, there were 71 families in Wunghnu (Suburb): 52.1% were couple families with children, 31.0% were couple families without children, 16.9% were one parent families and 0.0% were other families.

[Back to top](#)

DWELLING CHARACTERISTICS

DWELLING CHARACTERISTICS - PRIVATE DWELLINGS (Includes Visitor only and other not classifiable households) 	Selected Region	% of total occupied private dwellings in Region	Australia	% of total occupied private dwellings in Australia
Total private dwellings (includes unoccupied private dwellings)	98	-	8,426,559	-
Occupied private dwellings:	95	-	7,596,183	-
Separate house	92	96.8%	5,685,387	74.8%
Semi-detached, row or terrace house, townhouse etc	0	0.0%	702,550	9.2%
Flat, unit or apartment	0	0.0%	1,076,315	14.2%
Other dwellings	3	3.2%	127,337	1.7%
Not stated	0	0.0%	4,594	0.1%

In the 2006 Census there were 95 occupied private dwellings counted in Wunghnu (Suburb): 96.8% were separate houses, 0.0% were semi-detached, row or terrace houses, townhouses etc, 0.0% were flats, units or apartments and 3.2% were other dwellings.

[Back to top](#)

DWELLING CHARACTERISTICS - OCCUPIED PRIVATE DWELLINGS

	Selected Region		Australia	
Median rent (\$/weekly)	140	-	190	-
Median housing loan repayment (\$/monthly)	800	-	1,300	-
Average household size	2.9	-	2.6	-
Average number of persons per bedroom	1.1	-	1.1	-

In Wunghnu (Suburb), the median weekly rent was \$140, compared to \$190 in Australia. The median monthly housing loan repayment was \$800, compared to \$1,300 in Australia. The average household size was 2.9 and the average number of persons per bedroom was 1.1.

[Back to top](#)

TENURE TYPE - OCCUPIED PRIVATE DWELLINGS

	Selected Region	% of total occupied private dwellings in Region	Australia	% of total occupied private dwellings in Australia
Fully owned	34	35.8%	2,478,264	32.6%
Being purchased (includes being purchased under rent/buy scheme)	40	42.1%	2,448,205	32.2%
Rented (includes rent-free)	15	15.8%	2,063,947	27.2%
Other tenure type	0	0.0%	65,715	0.9%
Not stated	8	8.4%	540,050	7.1%

In Wunghnu (Suburb), 35.8% of occupied private dwellings were fully owned, 42.1% were being purchased and 15.8% were rented.

[Back to top](#)

HOUSEHOLD COMPOSITION - OCCUPIED PRIVATE DWELLINGS

	Selected Region	% of total occupied private dwellings in Region	Australia	% of total occupied private dwellings in Australia
Family household	75	78.9%	5,122,760	67.4%
Lone person household	19	20.0%	1,740,481	22.9%
Group household	0	0.0%	280,856	3.7%

In the 2006 Census in Wunghnu (Suburb), 78.9% of occupied private dwellings were family households, 20.0% were lone person households and 0.0% were group households.

[Back to top](#)

LANDLORD TYPE - OCCUPIED PRIVATE DWELLINGS BEING RENTED (including rent free accommodation) ⁱ	Selected Region	% of total rented dwellings in Region	Australia	% of total rented dwellings in Australia
Real estate agent	4	26.7%	1,043,198	50.5%
State or Territory housing authority	0	0.0%	306,697	14.9%
Other landlord type	11	73.3%	652,012	31.6%
Landlord type not stated	0	0.0%	62,037	3.0%

In Wunghnu (Suburb), of the occupied private dwellings being rented, 26.7% were rented from a real estate agent, 0.0% were rented from a State or Territory housing authority and 73.3% were rented from other landlord type. In comparison, in Australia 50.5% were rented from a real estate agent and 14.9% from a state or territory housing authority.