




STRATHMERTON PERSON CHARACTERISTICS (Place of usual residence)

PERSON CHARACTERISTICS 	Selected Region	% of total persons in Region	Australia 	% of total persons in Australia
Total persons (excluding overseas visitors)	858	-	19,855,288	-
Males	447	52.1%	9,799,252	49.4%
Females	411	47.9%	10,056,036	50.6%
Indigenous persons (comprises Aboriginal and Torres Strait Islander)	9	1.0%	455,031	2.3%

In the 2006 Census (held on 8th August 2006), there were 858 persons usually resident in Strathmerton (Suburb): 52.1% were males and 47.9% were females. Of the total population in Strathmerton (Suburb) 1.0% were Indigenous persons, compared with 2.3% Indigenous persons in Australia.

[Back to top](#)

AGE 	Selected Region	% of total persons in Region	Australia	% of total persons in Australia
Age groups:				
0-4 years	43	5.0%	1,260,405	6.3%
5-14 years	120	14.0%	2,676,807	13.5%
15-24 years	103	12.0%	2,704,276	13.6%
25-54 years	359	41.8%	8,376,751	42.2%
55-64 years	116	13.5%	2,192,675	11.0%
65 years and over	117	13.6%	2,644,374	13.3%
Median age of persons	40	-	37	-

In the 2006 Census 19.0% of the population usually resident in Strathmerton (Suburb) were children aged between 0-14 years, and 27.2% were persons aged 55 years and over. The median age of persons in Strathmerton (Suburb) was 40 years, compared with 37 years for persons in Australia.

[Back to top](#)

SELECTED CHARACTERISTICS	Selected Region	% of total persons in Region	Australia	% of total persons in Australia
Australian citizenship	762	88.8%	17,095,569	86.1%
Persons born overseas	82	9.6%	4,416,037	22.2%
Overseas visitors (excluded from all other classifications)	0	0.0%	206,358	1.0%

In the 2006 Census, 88.8% of persons usually resident in Strathmerton (Suburb) were Australian citizens, 9.6% were born overseas and 0.0% were overseas visitors.

[Back to top](#)

COUNTRY OF BIRTH 
**MAIN RESPONSES IN
 SELECTED REGION**

	Selected Region	% of total persons in Region	Australia	% of total persons in Australia
Australia	725	84.5%	14,072,944	70.9%
New Zealand	23	2.7%	389,463	2.0%
England	14	1.6%	856,939	4.3%
South Eastern Europe	9	1.0%	33,357	0.2%
Romania	5	0.6%	13,880	0.1%
Philippines	4	0.5%	120,539	0.6%

In the 2006 Census, 84.5% of persons usually resident in Strathmerton (Suburb) stated they were born in Australia. Other common responses within Strathmerton (Suburb) were: New Zealand 2.7%, England 1.6%, South Eastern Europe 1.0%, Romania 0.6% and Philippines 0.5%.

[Back to top](#)

**LANGUAGE SPOKEN AT
 HOME** 
**MAIN RESPONSES IN
 SELECTED REGION**

	Selected Region	% of total persons in Region	Australia	% of total persons in Australia
English only spoken at home	808	94.2%	15,581,333	78.5%
Italian	7	0.8%	316,890	1.6%
Hungarian	3	0.3%	21,564	0.1%
Filipino	3	0.3%	39,044	0.2%
Serbo-Croatian/Yugoslavian, so described	3	0.3%	9,318	0.0%
Romanian	3	0.3%	10,898	0.1%

In the 2006 Census, English was stated as the only language spoken at home by 94.2% of persons usually resident in Strathmerton (Suburb). The most common languages other than English spoken at home were: Italian 0.8%, Hungarian 0.3%, Filipino 0.3%, Serbo-Croatian/Yugoslavian, so described 0.3% and Romanian 0.3%.

[Back to top](#)


**RELIGIOUS
 AFFILIATION** 
**MAIN RESPONSES IN
 SELECTED REGION**

	Selected Region	% of total persons in Region	Australia	% of total persons in Australia
Anglican	193	22.5%	3,718,248	18.7%

Catholic	180	21.0%	5,126,882	25.8%
No Religion	176	20.5%	3,706,557	18.7%
Uniting Church	116	13.5%	1,135,422	5.7%
Presbyterian and Reformed	69	8.0%	596,668	3.0%


In the 2006 Census, the most common responses for religious affiliation for persons usually resident in Strathmerton (Suburb) were Anglican 22.5%, Catholic 21.0%, No Religion 20.5%, Uniting Church 13.5% and Presbyterian and Reformed 8.0%.

[Back to top](#)

MARITAL STATUS (Population aged 15 years and over) 	Selected Region	% of persons aged 15 years and over in Region	Australia	% of persons aged 15 years and over in Australia
Married	348	50.1%	7,900,684	49.6%
Never married	203	29.2%	5,278,600	33.2%
Separated or divorced	95	13.7%	1,801,979	11.3%
Widowed	46	6.6%	936,813	5.9%

In the 2006 Census, 50.1% of persons aged 15 years and over usually resident in Strathmerton (Suburb) were married, 29.2% never married, 13.7% separated or divorced and 6.6% widowed.


[Back to top](#)

LABOUR FORCE (Population aged 15 years and over) 	Selected Region	% of persons in the labour force in Region	Australia	% of persons in the labour force in Australia
Total labour force (includes employed and unemployed persons)	421	-	9,607,987	-
Employed full-time	258	61.3%	5,827,432	60.7%
Employed part-time	102	24.2%	2,685,193	27.9%
Employed away from work	26	6.2%	337,991	3.5%
Employed hours not stated	13	3.1%	253,567	2.6%
Unemployed	22	5.2%	503,804	5.2%
Not in the labour force	244	-	5,271,116	-

During the week prior to the 2006 Census, 421 people aged 15 years and over who were usually resident in Strathmerton (Suburb) were in the labour force. Of these, 61.3% were employed full-time, 24.2% were employed part-time, 6.2% were employed but away from work, 3.1% were employed but did not state their hours worked and 5.2% were unemployed. There were 244 usual residents aged 15 years and over not in the labour force.

[Back to top](#)

OCCUPATION (Employed)	Selected Region	% of employed	Australia	% of employed
------------------------------	-----------------	---------------	-----------	---------------

persons aged 15 years and over) 	Region	persons aged 15 years and over in Region	persons aged 15 years and over in Australia
Labourers	101	25.3%	952,520 10.5%
Managers	80	20.1%	1,202,267 13.2%
Technicians and Trades Workers	62	15.5%	1,309,258 14.4%
Machinery Operators And Drivers	41	10.3%	604,616 6.6%
Clerical and Administrative Workers	31	7.8%	1,365,805 15.0%
Professionals	28	7.0%	1,806,010 19.8%
Community and Personal Service Workers	21	5.3%	801,906 8.8%
Sales Workers	17	4.3%	896,208 9.8%

In the 2006 Census, the most common responses for occupation for employed persons usually resident in Strathmerton (Suburb) were Labourers 25.3%, Managers 20.1%, Technicians and Trades Workers 15.5%, Machinery Operators And Drivers 10.3% and Clerical and Administrative Workers 7.8%.

[Back to top](#)

INDUSTRY OF EMPLOYMENT (Employed persons aged 15 years and over) 

MAIN RESPONSES IN SELECTED REGION	Selected Region	% of employed persons aged 15 years and over in Region	Australia	% of employed persons aged 15 years and over in Australia
Dairy Product Manufacturing	89	22.3%	15,788	0.2%
Dairy Cattle Farming	33	8.3%	21,997	0.2%
Sheep, Beef Cattle and Grain Farming	20	5.0%	133,275	1.5%
Fruit and Tree Nut Growing	12	3.0%	30,390	0.3%
School Education	10	2.5%	414,214	4.5%

In the 2006 Census, the most common industries of employment for persons aged 15 years and over usually resident in Strathmerton (Suburb) were Dairy Product Manufacturing 22.3%, Dairy Cattle Farming 8.3%, Sheep, Beef Cattle and Grain Farming 5.0%, Fruit and Tree Nut Growing 3.0% and School Education 2.5%.

[Back to top](#)


INCOME (Population aged 15 years and over) 	Selected Region	Australia
---	-----------------	-----------

Median individual income (\$/weekly)	391	-	466	-
Median household income (\$/weekly)	778	-	1,027	-
Median family income (\$/weekly)	1,023	-	1,171	-

In Strathmerton (Suburb), the median weekly individual income for persons aged 15 years and over who were usual residents was \$391, compared with \$466 in Australia. The median weekly household income was \$778, compared with \$1,027 in Australia. The median weekly family income was \$1,023, compared with \$1,171 in Australia.

[Back to top](#)


FAMILY CHARACTERISTICS

FAMILY CHARACTERISTICS 	Selected Region	% of total families in Region	Australia	% of total families in Australia
Total families	227	-	5,219,165	-
Couple families with children	93	41.0%	2,362,582	45.3%
Couple families without children	103	45.4%	1,943,643	37.2%
One parent families	31	13.7%	823,254	15.8%
Other families	0	0.0%	89,686	1.7%

In the 2006 Census, there were 227 families in Strathmerton (Suburb): 41.0% were couple families with children, 45.4% were couple families without children, 13.7% were one parent families and 0.0% were other families.

[Back to top](#)

DWELLING CHARACTERISTICS

DWELLING CHARACTERISTICS - PRIVATE DWELLINGS (Includes Visitor only and other not classifiable households) 	Selected Region	% of total occupied private dwellings in Region	Australia	% of total occupied private dwellings in Australia
Total private dwellings (includes unoccupied private dwellings)	397	-	8,426,559	-
Occupied private dwellings:	348	-	7,596,183	-
Separate house	319	91.7%	5,685,387	74.8%
Semi-detached, row or terrace house,	4	1.1%	702,550	9.2%

townhouse etc				
Flat, unit or apartment	9	2.6%	1,076,315	14.2%
Other dwellings	16	4.6%	127,337	1.7%
Not stated	0	0.0%	4,594	0.1%

In the 2006 Census there were 348 occupied private dwellings counted in Strathmerton (Suburb): 91.7% were separate houses, 1.1% were semi-detached, row or terrace houses, townhouses etc, 2.6% were flats, units or apartments and 4.6% were other dwellings.

[Back to top](#)

DWELLING CHARACTERISTICS - OCCUPIED PRIVATE DWELLINGS	Selected Region		Australia	
Median rent (\$/weekly)	120	-	190	-
Median housing loan repayment (\$/monthly)	856	-	1,300	-
Average household size	2.4	-	2.6	-
Average number of persons per bedroom	1.1	-	1.1	-

In Strathmerton (Suburb), the median weekly rent was \$120, compared to \$190 in Australia. The median monthly housing loan repayment was \$856, compared to \$1,300 in Australia. The average household size was 2.4 and the average number of persons per bedroom was 1.1.

[Back to top](#)

TENURE TYPE - OCCUPIED PRIVATE DWELLINGS	Selected Region	% of total occupied private dwellings in Region	Australia	% of total occupied private dwellings in Australia
Fully owned	147	42.2%	2,478,264	32.6%
Being purchased (includes being purchased under rent/buy scheme)	127	36.5%	2,448,205	32.2%
Rented (includes rent-free)	56	16.1%	2,063,947	27.2%
Other tenure type	0	0.0%	65,715	0.9%
Not stated	17	4.9%	540,050	7.1%

In Strathmerton (Suburb), 42.2% of occupied private dwellings were fully owned, 36.5% were being purchased and 16.1% were rented.

[Back to top](#)

HOUSEHOLD COMPOSITION - OCCUPIED PRIVATE DWELLINGS	Selected Region	% of total occupied private dwellings in	Australia	% of total occupied private dwellings in
---	-----------------	--	-----------	--

		Region		Australia
Family household	227	65.2%	5,122,760	67.4%
Lone person household	99	28.4%	1,740,481	22.9%
Group household	7	2.0%	280,856	3.7%

In the 2006 Census in Strathmerton (Suburb), 65.2% of occupied private dwellings were family households, 28.4% were lone person households and 2.0% were group households.

[Back to top](#)

LANDLORD TYPE - OCCUPIED PRIVATE DWELLINGS BEING RENTED (including rent free accommodation) ⁱ	Selected Region	% of total rented dwellings in Region	Australia	% of total rented dwellings in Australia
Real estate agent	23	41.1%	1,043,198	50.5%
State or Territory housing authority	0	0.0%	306,697	14.9%
Other landlord type	28	50.0%	652,012	31.6%
Landlord type not stated	5	8.9%	62,037	3.0%

In Strathmerton (Suburb), of the occupied private dwellings being rented, 41.1% were rented from a real estate agent, 0.0% were rented from a State or Territory housing authority and 50.0% were rented from other landlord type. In comparison, in Australia 50.5% were rented from a real estate agent and 14.9% from a state or territory housing authority.