




BARMAH PERSON CHARACTERISTICS (Place of usual residence)

PERSON CHARACTERISTICS 	Selected Region	% of total persons in Region	Australia 	% of total persons in Australia
Total persons (excluding overseas visitors)	201	-	19,855,288	-
Males	111	55.2%	9,799,252	49.4%
Females	90	44.8%	10,056,036	50.6%
Indigenous persons (comprises Aboriginal and Torres Strait Islander)	41	20.4%	455,031	2.3%

In the 2006 Census (held on 8th August 2006), there were 201 persons usually resident in Barmah (Suburb): 55.2% were males and 44.8% were females. Of the total population in Barmah (Suburb) 20.4% were Indigenous persons, compared with 2.3% Indigenous persons in Australia.

[Back to top](#)

AGE 	Selected Region	% of total persons in Region	Australia	% of total persons in Australia
Age groups:				
0-4 years	14	7.0%	1,260,405	6.3%
5-14 years	19	9.5%	2,676,807	13.5%
15-24 years	14	7.0%	2,704,276	13.6%
25-54 years	68	33.8%	8,376,751	42.2%
55-64 years	56	27.9%	2,192,675	11.0%
65 years and over	29	14.4%	2,644,374	13.3%
Median age of persons	52	-	37	-

In the 2006 Census 16.4% of the population usually resident in Barmah (Suburb) were children aged between 0-14 years, and 42.3% were persons aged 55 years and over. The median age of persons in Barmah (Suburb) was 52 years, compared with 37 years for persons in Australia.

[Back to top](#)

SELECTED CHARACTERISTICS	Selected Region	% of total persons in Region	Australia	% of total persons in Australia
Australian citizenship	173	86.1%	17,095,569	86.1%
Persons born overseas	17	8.5%	4,416,037	22.2%
Overseas visitors (excluded from all other classifications)	0	0.0%	206,358	1.0%

In the 2006 Census, 86.1% of persons usually resident in Barmah (Suburb) were Australian citizens, 8.5% were born overseas and 0.0% were overseas visitors.

[Back to top](#)

COUNTRY OF BIRTH 
**MAIN RESPONSES IN
 SELECTED REGION**

	Selected Region	% of total persons in Region	Australia	% of total persons in Australia
Australia	159	79.1%	14,072,944	70.9%
England	3	1.5%	856,939	4.3%
South Eastern Europe	3	1.5%	33,357	0.2%
Austria	3	1.5%	17,927	0.1%
Scotland	3	1.5%	130,204	0.7%

In the 2006 Census, 79.1% of persons usually resident in Barmah (Suburb) stated they were born in Australia. Other common responses within Barmah (Suburb) were: (England) (1.5%), (South Eastern Europe) (1.5%), (Austria) (1.5%) and (Scotland) (1.5%).

[Back to top](#)

**LANGUAGE SPOKEN AT
 HOME** 
**MAIN RESPONSES IN
 SELECTED REGION**

	Selected Region	% of total persons in Region	Australia	% of total persons in Australia
English only spoken at home	178	88.6%	15,581,333	78.5%
Larrakiya	5	2.5%	25	0.0%

In the 2006 Census, English was stated as the only language spoken at home by 88.6% of persons usually resident in Barmah (Suburb). Larrakiya was the only language other than English spoken at home.

[Back to top](#)


**RELIGIOUS
 AFFILIATION** 
**MAIN RESPONSES IN
 SELECTED REGION**

	Selected Region	% of total persons in Region	Australia	% of total persons in Australia
No Religion	58	28.9%	3,706,557	18.7%
Catholic	37	18.4%	5,126,882	25.8%
Anglican	35	17.4%	3,718,248	18.7%
Uniting Church	16	8.0%	1,135,422	5.7%
Presbyterian and Reformed	10	5.0%	596,668	3.0%

In the 2006 Census, the most common responses for religious affiliation for persons usually resident in Barmah (Suburb) were No Religion 28.9%, Catholic 18.4%,


Anglican 17.4%, Uniting Church 8.0% and Presbyterian and Reformed 5.0%.

[Back to top](#)

MARITAL STATUS (Population aged 15 years and over) 	Selected Region	% of persons aged 15 years and over in Region	Australia	% of persons aged 15 years and over in Australia
Married	75	44.9%	7,900,684	49.6%
Never married	49	29.3%	5,278,600	33.2%
Separated or divorced	37	22.2%	1,801,979	11.3%
Widowed	7	4.2%	936,813	5.9%


In the 2006 Census, 44.9% of persons aged 15 years and over usually resident in Barmah (Suburb) were married, 29.3% never married, 22.2% separated or divorced and 4.2% widowed.

[Back to top](#)

LABOUR FORCE (Population aged 15 years and over) 	Selected Region	% of persons in the labour force in Region	Australia	% of persons in the labour force in Australia
Total labour force (includes employed and unemployed persons)	53	-	9,607,987	-
Employed full-time	27	50.9%	5,827,432	60.7%
Employed part-time	9	17.0%	2,685,193	27.9%
Employed away from work	8	15.1%	337,991	3.5%
Employed hours not stated	0	0.0%	253,567	2.6%
Unemployed	9	17.0%	503,804	5.2%
Not in the labour force	100	-	5,271,116	-

During the week prior to the 2006 Census, 53 people aged 15 years and over who were usually resident in Barmah (Suburb) were in the labour force. Of these, 50.9% were employed full-time, 17.0% were employed part-time, 15.1% were employed but away from work, 0.0% were employed but did not state their hours worked and 17.0% were unemployed. There were 100 usual residents aged 15 years and over not in the labour force.

[Back to top](#)

OCCUPATION (Employed persons aged 15 years and over) 	Selected Region	% of employed persons aged 15 years and over in Region	Australia	% of employed persons aged 15 years and over in Australia
Labourers	13	29.5%	952,520	10.5%
Professionals	7	15.9%	1,806,010	19.8%
Machinery Operators And Drivers	7	15.9%	604,616	6.6%

Clerical and Administrative Workers	6	13.6%	1,365,805	15.0%
Technicians and Trades Workers	6	13.6%	1,309,258	14.4%
Community and Personal Service Workers	6	13.6%	801,906	8.8%

In the 2006 Census, the most common responses for occupation for employed persons usually resident in Barmah (Suburb) were Labourers 29.5%, Professionals 15.9%, Machinery Operators And Drivers 15.9%, Clerical and Administrative Workers 13.6% and Technicians and Trades Workers 13.6%.

[Back to top](#)

INDUSTRY OF EMPLOYMENT (Employed persons aged 15 years and over) ⁱ

MAIN RESPONSES IN SELECTED REGION	Selected Region	% of employed persons aged 15 years and over in Region	Australia	% of employed persons aged 15 years and over in Australia
Accommodation	7	15.9%	117,705	1.3%
Dairy Cattle Farming	6	13.6%	21,997	0.2%
Cafes, Restaurants and Takeaway Food Services	5	11.4%	328,521	3.6%
Non-Residential Building Construction	4	9.1%	37,741	0.4%
Residential Care Services	4	9.1%	142,716	1.6%

In the 2006 Census, the most common industries of employment for persons aged 15 years and over usually resident in Barmah (Suburb) were Accommodation 15.9%, Dairy Cattle Farming 13.6%, Cafes, Restaurants and Takeaway Food Services 11.4%, Non-Residential Building Construction 9.1% and Residential Care Services 9.1%.

[Back to top](#)


INCOME (Population aged 15 years and over) ⁱ

	Selected Region		Australia	
Median individual income (\$/weekly)	246	-	466	-
Median household income (\$/weekly)	451	-	1,027	-
Median family income (\$/weekly)	518	-	1,171	-

In Barmah (Suburb), the median weekly individual income for persons aged 15 years and over who were usual residents was \$246, compared with \$466 in Australia. The median weekly household income was \$451, compared with \$1,027 in Australia. The median weekly family income was \$518, compared with \$1,171 in Australia.

[Back to top](#)


FAMILY CHARACTERISTICS

FAMILY CHARACTERISTICS 	Selected Region	% of total families in Region	Australia	% of total families in Australia
Total families	50	-	5,219,165	-
Couple families with children	15	30.0%	2,362,582	45.3%
Couple families without children	28	56.0%	1,943,643	37.2%
One parent families	7	14.0%	823,254	15.8%
Other families	0	0.0%	89,686	1.7%

In the 2006 Census, there were 50 families in Barmah (Suburb): 30.0% were couple families with children, 56.0% were couple families without children, 14.0% were one parent families and 0.0% were other families.


[Back to top](#)

DWELLING CHARACTERISTICS

DWELLING CHARACTERISTICS - PRIVATE DWELLINGS (Includes Visitor only and other not classifiable households) 	Selected Region	% of total occupied private dwellings in Region	Australia	% of total occupied private dwellings in Australia
Total private dwellings (includes unoccupied private dwellings)	121	-	8,426,559	-
Occupied private dwellings:	91	-	7,596,183	-
Separate house	70	76.9%	5,685,387	74.8%
Semi-detached, row or terrace house, townhouse etc	0	0.0%	702,550	9.2%
Flat, unit or apartment	9	9.9%	1,076,315	14.2%
Other dwellings	12	13.2%	127,337	1.7%
Not stated	0	0.0%	4,594	0.1%


In the 2006 Census there were 91 occupied private dwellings counted in Barmah (Suburb): 76.9% were separate houses, 0.0% were semi-detached, row or terrace houses, townhouses etc, 9.9% were flats, units or apartments and 13.2% were other dwellings.

[Back to top](#)

DWELLING CHARACTERISTICS - OCCUPIED PRIVATE DWELLINGS 	Selected Region		Australia	
Median rent (\$/weekly)	100	-	190	-
Median housing loan repayment (\$/monthly)	800	-	1,300	-
Average household size	2.0	-	2.6	-
Average number of persons per bedroom	1.1	-	1.1	-


In Barmah (Suburb), the median weekly rent was \$100, compared to \$190 in Australia. The median monthly housing loan repayment was \$800, compared to \$1,300 in Australia. The average household size was 2.0 and the average number of persons per bedroom was 1.1.

[Back to top](#)

TENURE TYPE - OCCUPIED PRIVATE DWELLINGS 	Selected Region	% of total occupied private dwellings in Region	Australia	% of total occupied private dwellings in Australia
Fully owned	46	50.5%	2,478,264	32.6%
Being purchased (includes being purchased under rent/buy scheme)	18	19.8%	2,448,205	32.2%
Rented (includes rent-free)	16	17.6%	2,063,947	27.2%
Other tenure type	0	0.0%	65,715	0.9%
Not stated	7	7.7%	540,050	7.1%


In Barmah (Suburb), 50.5% of occupied private dwellings were fully owned, 19.8% were being purchased and 17.6% were rented.

[Back to top](#)

HOUSEHOLD COMPOSITION - OCCUPIED PRIVATE DWELLINGS 	Selected Region	% of total occupied private dwellings in Region	Australia	% of total occupied private dwellings in Australia
Family household	51	56.0%	5,122,760	67.4%
Lone person household	31	34.1%	1,740,481	22.9%
Group household	4	4.4%	280,856	3.7%

In the 2006 Census in Barmah (Suburb), 56.0% of occupied private dwellings were family households, 34.1% were lone person households and 4.4% were group households.

[Back to top](#)

LANDLORD TYPE - OCCUPIED PRIVATE DWELLINGS BEING RENTED (including rent free accommodation) 	Selected Region	% of total rented dwellings in Region	Australia	% of total rented dwellings in Australia
Real estate agent	3	18.8%	1,043,198	50.5%
State or Territory housing authority	4	25.0%	306,697	14.9%
Other landlord type	10	62.5%	652,012	31.6%
Landlord type not stated	0	0.0%	62,037	3.0%

In Barmah (Suburb), of the occupied private dwellings being rented, 18.8% were rented from a real estate agent, 25.0% were rented from a State or Territory housing authority and 62.5% were rented from other landlord type. In comparison, in Australia 50.5% were rented from a real estate agent and 14.9% from a state or territory housing authority